



RACE	TIME	C / K	CATEGORY	
500m				
1	08:00	K1	Boys - Heat.A	A
2	08:05	K1	Boys - Heat.B	B
3	08:10	K1	Boys - Heat.C	C
4	08:20	K1	Junior Men	FINAL
5	08:30	K1	Senior Men	FINAL
6	08:40	K1	Girls - HeatA	A
7	08:45	K1	Girls - HeatB	B
8	08:55	K1	Boys - SEMI FINAL	SEMI
9	09:05	C1	Junior Women & Senior Women	FINAL
10	09:15	K2	Senior Men	FINAL
11	09:25	K1	Junior Women & Senior Women	FINAL
12	09:35	C1	Junior Men	FINAL
13	09:45	K1	Boys - FINAL	FINAL
14	09:55	K2	Junior Men	FINAL
15	10:05	C1	Senior Men	FINAL
16	10:15	K1	Girls - FINAL	FINAL
17	10:25	K2	Boys	FINAL
200m				
18	10:50	K1	Girls-Heat A	A
19	10:55	K1	Girls-Heat B	B
20	11:00	K1	Boys - Heat.A	A
21	11:05	K1	Boys - Heat.B	B
22	11:10	K1	Boys - Heat.C	C
23	11:20	K1	Junior Women & Senior Women	FINAL
24	11:30	K1	Junior Men	FINAL
25	11:40	K1	Senior Men	FINAL
26	11:45	C1	Junior Women	FINAL
27	11:55	K1	Boys - SEMI FINAL	SEMI
28	12:05	K1	Girls - FINAL	FINAL
29	12:15	K2	Senior Women & Junior Women	FINAL
30	12:20	C1	Senior Men	FINAL
31	12:30	K2	Girls	FINAL
32	12:40	C1	Junior Men	FINAL
33	12:50	K1	Boys Final	FINAL



500m

RACE	1	
TIME	08:00	
CATEGORY	Boys - Heat.A	K1

500m

[← Σειρά ←](#)

[← Συμμετοχές ←](#)

Number	Name(s)	Country Code	Category	Time	Position	Points
1	Sofoklis Andronikou	CYP	Boys	2.13.03	9	
2	Gardonyl Kristof	AUT	Boys	1.58.07	3	
3	Zsolt Vizoczki	HUN	Boys	2.00.26	4	
5	Antonis Kyriakou	CYP	Boys	1.53.40	2	
6	Fedor Kitaev	CYP	Boys	2.01.57	5	
7	Mprokalakis Michalis	GRE	Boys	2.11.60	8	
8	Cvijanovic Luka	SRB	Boys	1.51.23	1	
9	Henry Frost	CYP	Boys	2.03.16	7	
10	Radic Stefan	SRB	Boys	2.02.36	6	

* 1st and 2nd directly to FINAL

* 3rd, 4th and 5th to SEMI FINAL



500m

RACE	2	
TIME	08:05	
CATEGORY	Boys - Heat.B	K1

500m

[← Σειρά ←](#)

[← Συμμετοχές ←](#)

Number	Name(s)	Country Code	Category	Time	Position	Points
1	Stepan Kozlov	CYP	Boys	1.52.19	1	
2	Tsiftsis Konstantinos	GRE	Boys	2.08.68	8	
3	Marton Szakal	HUN	Boys	2.05.06	7	
4	Fran Majstorović	CRO	Boys	1.53.29	2	
5	Stadlbauer Benjamin	AUT	Boys	1.54.56	3	
6	Danilo Stankovits	CYP	Boys	2.01.69	5	
7	Petar Majstorović	CRO	Boys	1.58.24	4	
8	Daniel Nagy	HUN	Boys	2.22.58	10	
9	Theodoros Amvrosiou	CYP	Boys	2.19.46	9	
10	Žanis Putniņš	LAT	Boys	2.04.57	6	

* 1st and 2nd directly to FINAL

* 3rd, 4th and 5th to SEMI FINAL



500m

RACE	3	
TIME	08:10	
CATEGORY	Boys - Heat.C	K1

500m

[← Σειρά ←](#)

[← Συμμετοχές ←](#)

Number	Name(s)	Country Code	Category	Time	Position	Points
1	Kyriakos Andreou	CYP	Boys	2.22.99	8	
2	Gergo Illes	HUN	Boys	2.18.43	7	
3	Andreas Nikolaou	CYP	Boys	1.59.80	3	
4	Kiapekos Ektoras	GRE	Boys	1.56.30	2	
5	Florian Petrenyi	HUN	Boys	2.03.89	5	
6	Panagiotis Evgeniou	CYP	Boys	2.31.17	9	
7	Vukovic Ilija	SRB	Boys	1.54.55	1	
8	Kissamitakis Efstatios	GRE	Boys	2.03.53	4	
9	Sotiris Vasiliou	CYP	Boys	2.06.20	6	
10						
11						

* 1st and 2nd directly to FINAL

* 3rd, 4th and 5th to SEMI FINAL



500m

RACE	4		
TIME	08:20		
CATEGORY	Junior Men	K1	FINAL

500m

[← Σειρά ←](#)

[← Συμμετοχές ←](#)

Number	Name(s)	Country Code	Category	Time	Position	Points
1	BRIEDL Tim	AUT	Junior Men	1.52.27	3	14
2	Tuckesic Marko	SRB	Junior Men	1.50.46	1	20
3	Dominik Juhasz	HUN	Junior Men	1.53.13	4	12
4	Till Hartmann	CYP	Junior Men	1.56.54	5	10
5	Ioannou Christos	GRE	Junior Men	1.56.87	6	8
6	Savelyi Frolikov	CYP	Junior Men	1.59.61	7	6
7	Litsas Petros Panayiotis	GRE	Junior Men	2.00.82	9	2
8	Curkovic Mihajlo	SRB	Junior Men	1.51.58	2	16
9						
10	Ehrenberger Jan	AUT	Junior Men	DNS		
11	Nakis Nikolaos	GRE	Junior Men	2.00.09	8	4

Country			Points
Austria		AUT	14
Bulgaria		BUL	0
Croatia		CRO	0
Cyprus		CYP	16
Georgia		GEO	0
Great Britain		GBR	0
Greece		GRE	14
Hungary		HUN	12
Latvia		LVA	0
Serbia		SRB	36



500m

RACE	5		
TIME	08:30		
CATEGORY	Senior Men	K1	FINAL

500m

[← Σειρά ←](#)

[← Συμμετοχές ←](#)

Number	Name(s)	Country Code	Category	Time	Position	Points
1	Andreas Diamandis	CYP	Senior Men	1.51.88	5	10
2	MITSOU Panagiotis	GRE	Senior Men	2.03.01	9	2
3	Aleksejs Masaitis	LAT	Senior Men	1.53.07	6	8
4	Stephan Kleanthous	CYP	Senior Men	1.46.47	2	16
5	Dvulyat Vlantyslav	GRE	Senior Men	1.51.51	4	12
6	Daniel Sirotin	CYP	Senior Men	1.45.45	1	20
7	Odishelidze Nika	GEO	Senior Men	1.47.52	3	14
8	Christoforos Constantinides	CYP	Senior Men	1.56.14	7	6
9	Bence David	CYP	Senior Men	1.58.54	8	4
10						

Country			Points
Austria		AUT	0
Bulgaria		CYP	16
Croatia		GBR	0
Cyprus		GRE	18
Georgia		HUN	8
Great Britain		LVA	0
Greece		MLT	0
Hungary		MDA	0
Latvia		ROU	0
Serbia		SRB	36



500m

RACE	6	
TIME	08:40	
CATEGORY	Girls - HeatA	K1

500m

[← Σειρά ←](#)

[← Συμμετοχές ←](#)

Number	Name(s)	Country Code	Category	time	Position	Points
1	Petra Aračić	CRO	Girls	2.16.53	2	
2	Miria Gregoriou	CYP	Girls	DNS		
3	Dorka Otvos	HUN	Girls	2.35.52	7	
4	Popovic Mila	SRB	Girls	2.24.58	3	
5	Karapanagiotidi Konstantina	GRE	Girls	2.26.39	4	
6	Stevanovic Teodora	SRB	Girls	2.38.19	8	
7	Panayia Evagellou	CYP	Girls	2.13.05	1	
8	Kastanaki Andriana	GRE	Girls	2.28.30	5	
9	Magdalena Zheleva	BUL	Girls	2.30.30	6	

* The first five progress to the final, the rest are eliminated



500m

RACE	7	
TIME	08:45	
CATEGORY	Girls - HeatB	K1

500m

[← Σειρά ←](#)

[← Συμμετοχές ←](#)

Number	Name(s)	Country Code	Category	Time	Position	Points
1	Alexandra Stavrou	CYP	Girls	2.35.19	8	
2	Hanna Kohalmi	HUN	Girls	2.19.96	4	
3	Vomvolaki Sofia	GRE	Girls	2.27.04	7	
4	Elena Christodoulou	CYP	Girls	2.36.36	9	
5	Erika Savova	BUL	Girls	2.07.31	1	
6	Adriana Marina Christou	CYP	Girls	2.20.31	5	
7	Jūlija Niedre	LAT	Girls	2.24.75	6	
8	Iva Tonković	CRO	Girls	2.14.44	2	
9	Anastasia Hadjichristou	CYP	Girls	3.22.99	10	
10	Ema Antunović	CRO	Girls	2.17.42	3	
11						

* The first five progress to the final, the rest are eliminated



500m

RACE	8	
TIME	08:55	
CATEGORY	Boys - SEMI FINAL	K1

500m

[← Σειρά ←](#)

[← Συμμετοχές ←](#)

Number	Name(s)	Country Code	Category	Time	Position	Points
1	Kissamitakis Efstatios	GRE	Boys	2.00.39	5	
2	Petar Majstorović	CRO	Boys	1.56.84	2	
3	Andreas Nikolaou	CYP	Boys	2.08.72	9	
4	Gardonyl Kristof	AUT	Boys	1.58.35	3	
5	Zsolt Vizsoczki	HUN	Boys	2.01.62	6	
6	Stadlbauer Benjamin	AUT	Boys	1.56.21	1	
7	Fedor Kitaev	CYP	Boys	2.02.89	7	
8	Florian Petrenyi	HUN	Boys	2.03.22	8	
9	Danilo Stankovits	CYP	Boys	1.59.58	4	
10						
11						



500m

RACE	9
TIME	09:05
CATEGORY	Junior Women & Senior Women
	C1 FINAL
	500m

[← Σειρά ←](#)
[← Συμμετοχές ←](#)

Number	Name(s)	Country Code	Category	Time	Position	Points
1	Xionidou Iulia	GRE	Girls	2.48.75	2	16
2	Veronica Tsitsi	CYP	Junior Women	DNS		
3	Petriashvili Manana	GEO	Junior Women	2.27.71	1	20
5	Isabella Keane	GBR	Girls	2.31.21	1	20
6	Hannah Grace Toovey	GBR	Junior Women	2.41.46	2	16
7						
8						
9						
10						
11						

Country			Points
Austria		AUT	0
Bulgaria		BUL	0
Croatia		CRO	0
Cyprus		CYP	0
Georgia		GEO	20
Great Britain		GBR	36
Greece		GRE	16
Hungary		HUN	0
Latvia		LVA	0
Serbia		SRB	0



500m









RACE	10	
TIME	09:15	
CATEGORY	Senior Men	K2 FINAL

500m

[← Σελίδα ←](#)

[← Συμμετοχές ←](#)

Number	Name(s)	Country Code	Category	Time	Position	Points
1	Dvulyat / Mitsou Panagiotis	GRE	Senior Men	1.41.34	2	16
2	Aleksejs Masaitis / Staņislavs Leščinskis	LAT	Senior Men	1.56.89	5	10
3	Stephan Kleanthous / Daniel Sirotin	CYP	Senior Men	1.39.14	1	20
4	Kavelashvili Badri / Odishelidze Nika	GEO	Senior Men	1.43.54	3	14
5	Christoforos Constantinides / Bence David	CYP	Senior Men	1.48.08	4	12
6	Andreas Diamandis /	CYP	Senior Men	NIC		
7						
8						
9						
10						
11						

Country		Points
Austria		AUT 0
Bulgaria		BUL 0
Croatia		CRO 0
Cyprus		CYP 32
Georgia		GEO 14
Great Britain		GBR 0
Greece		GRE 16
Hungary		HUN 0
Latvia		LVA 0
Serbia		SRB 0



500m

RACE	11		
TIME	09:25		
CATEGORY	Junior Women & Senior Women	K1	FINAL

500m

[← Σειρά ←](#)

[← Συμμετοχές ←](#)

Number	Name(s)	Country Code	Category	Time	Position	Points
1	Kaminari Elefteria	GRE	Senior Women	2.17.88	3	14
2	Kyriaki Konstantonidou	CYP	Senior Women	2.12.69	2	16
3	Hanna Horvath	HUN	Senior Women	2.11.51	1	20
4	Lili Kapusi	HUN	Junior Women	2.30.82	5	10
5	Grigoraki Dafni	GRE	Junior Women	2.22.43	3	14
6	Ermioni Maria Kouride	CYP	Junior Women	2.21.46	2	16
7	Danae Kosma	CYP	Junior Women	2.54.97	7	6
8	Melina Hadjicosti	CYP	Junior Women	2.29.61	4	12
9	Yongchen Xu	CYP	Junior Women	2.43.30	6	8
10	Lili Macso	HUN	Junior Women	2.09.46	1	20
11						

Country	Points	
	Junior	Senior
Austria	0	0
Bulgaria	0	0
Croatia	0	0
Cyprus	42	16
Georgia	0	0
Great Britain	0	0
Greece	14	14
Hungary	30	20
Latvia	0	0
Serbia	0	0



500m

RACE	12		
TIME	09:35		
CATEGORY	Junior Men	C1	FINAL

500m

[← Σειρά ←](#)

[← Συμμετοχές ←](#)

Number	Name(s)	Country Code	Category	Time	Position	Points
1	Christos Pilouris	CYP	Boys	2.29.78	3	14
2	Marios Mosaikos	CYP	Boys	2.08.09	2	16
3	Malania Saba	GEO	Boys	2.05.24	1	20
4	Martin Iliev	BUL	Junior Men	2.07.33	1	20
5	Oscar Jack Laws	GBR	Junior Men	2.18.65	3	14
6	Eftichios Iacovou	CYP	Junior Men	2.37.89	4	12
8	Velin Angelov	BUL	Junior Men	2.15.41	2	16

Country			Points
Austria		AUT	0
Bulgaria		BUL	36
Croatia		CRO	0
Cyprus		CYP	42
Georgia		GEO	20
Great Britain		GBR	14
Greece		GRE	0
Hungary		HUN	0
Latvia		LVA	0
Serbia		SRB	0



500m

RACE	13		
TIME	09:45		
CATEGORY	Boys - FINAL	K1	FINAL

500m

[← Σειρά ←](#)

[← ΣΥΜΜΕΤΟΧΕΣ ←](#)

Number	Name(s)	Country Code	Category	Time	Position	Points
1	Gardonyl Kristof	AUT	Boys	2.00.55	7	6
2	Stadlbauer Benjamin	AUT	Boys	1.59.13	6	8
3	Kiapekos Ektoras	GRE	Boys	2.00.86	8	4
4	Stepan Kozlov	CYP	Boys	1.51.50	2	16
5	Cvijanovic Luka	SRB	Boys	1.51.80	3	14
6	Antonis Kyriakou	CYP	Boys	1.49.44	1	20
7	Vukovic Ilija	SRB	Boys	2.11.61	9	2
8	Fran Majstorović	CRO	Boys	1.58.48	5	10
9	Petar Majstorović	CRO	Boys	1.56.95	4	12
10						
11						

Country			Points
Austria		AUT	14
Bulgaria		BUL	0
Croatia		CRO	22
Cyprus		CYP	36
Georgia		GEO	0
Great Britain		GBR	0
Greece		GRE	4
Hungary		HUN	0
Latvia		LVA	0
Serbia		SRB	16



500m

RACE	14	
TIME	09:55	
CATEGORY	Junior Men	K2 FINAL

[← Σειρά ←](#)
[← Συμμετοχές ←](#)

500m

Number	Name(s)	Country Code	Category	Time	Position	Points
1	Litsa Petros Panagiotis / Ioannou Christos	GRE	Junior Men	1.45.21	2	16
2	Dominik Juhasz / Marton Szakal	HUN	Junior Men	1.46.66	3	14
3	Nakis Nikolaos / Kissamitakis Efstatios	GRE	Junior Men	1.50.52	5	10
4	Ehrenberger Jan / Briedl Tim	AUT	Junior Men	DNS		
5	Till Hartman / Saveley Frolikov	CYP	Junior Men	1.47.94	4	
6	Curkovic Mihajlo / Tuckesic Marko	SRB	Junior Men	1.44.28	1	20
7	Dionisios Klideris / Alexios Sfakianakis	CYP	Junior Men	2.32.27	7	6
8	Granzan Andrej / Vujicic Vuk	SRB	Junior Men	2.00.45	6	8
9						
10						
11						

Country			Points
Austria		AUT	0
Bulgaria		BUL	0
Croatia		CRO	0
Cyprus		CYP	6
Georgia		GEO	0
Great Britain		GBR	0
Greece		GRE	26
Hungary		HUN	14
Latvia		LVA	0
Serbia		SRB	28



500m

RACE	15		
TIME	10:05		
CATEGORY	Senior Men	C1	FINAL

500m

[← Σειρά ←](#)

[← Συμμετοχές ←](#)

Number	Name(s)	Country Code	Category	Time	Position	Points
1	Staņislavs Leščinskis	LAT	Senior Men	2.11.10	2	16
2	Stephanos Demopoulos	GRE	Senior Men	2.03.73	1	20
3	Ioannis Papaiakovou	CYP	Senior Men	2.42.44	4	12
4	Owen Miles Chisholm	GBR	Senior Men	2.23.03	3	14
5						
6						
7						
8						
9						
10						
11						

Country			Points
Austria		AUT	0
Bulgaria		BUL	0
Croatia		CRO	0
Cyprus		CYP	12
Georgia		GEO	0
Great Britain		GBR	14
Greece		GRE	20
Hungary		HUN	0
Latvia		LVA	0
Serbia		SRB	0



500m

RACE	16
TIME	10:15
CATEGORY	Girls - FINAL

K1 FINAL
500m

[← Σειρά ←](#)

[← Συμμετοχές ←](#)

Number	Name(s)	Country Code	Category	Time	Position	Points
1	Kastanaki Andriana	GRE	Girls	2.46.43	6	8
2	Karapanagiotidi Konstantina	GRE	Girls	2.57.59	9	2
3	Ema Antunović	CRO	Girls	2.30.58	4	12
4	Petra Aračić	CRO	Girls	2.21.76	2	16
5	Erika Savova	BUL	Girls	2.18.40	1	20
6	Panayia Evagellou	CYP	Girls	2.39.80	5	10
7	Iva Tonković	CRO	Girls	2.25.93	3	14
8	Popovic Mila	SRB	Girls	2.54.62	8	4
9	Hanna Kohalmi	HUN	Girls	2.46.78	7	6
10	Adriana Marina Christou	CYP	Girls	3.32.56	10	0
11						

* No10 Yellow Card

Country			Points
Austria		AUT	0
Bulgaria		BUL	20
Croatia		CRO	42
Cyprus		CYP	10
Georgia		GEO	0
Great Britain		GBR	0
Greece		GRE	10
Hungary		HUN	6
Latvia		LVA	0
Serbia		SRB	4



500m

RACE	17	
TIME	10:25	
CATEGORY	Boys	K2 FINAL

500m

[← Σειρά ←](#)

[← Συμμετοχές ←](#)

Number	Name(s)	Country Code	Category	Time	Position	Points
1	Cvijanovic Luka / Vukovic Ilija	SRB	Boys	1.52.95	3	14
2	Andreas Nikolaou / Sofoklis Andronikou	CYP	Boys	2.05.59	8	4
3	Florian Petrenyi - Daniel Nagy	HUN	Boys	2.14.98	10	0
4	Petar Majstorović / Fran Majstorović	CRO	Boys	1.48.03	1	20
5	Antonis Kyriakou / Stepan Kozlov	CYP	Boys	1.48.87	2	16
6	Mrokolakis Michalis / Kissamitakis Efsratios	GRE	Boys	2.02.85	7	6
7	Marton Szakal / Zsolt Viszoczki	HUN	Boys	1.53.67	4	12
8	Gardonyl Kristof / Stadlbauer Benjamin	AUT	Boys	1.58.52	5	10
9	Danilo Stankovits / Fedor Kitaev	CYP	Boys	2.01.91	6	8
10	Dominik Juhasz / Gergo Illes	HUN	Boys	2.19.06	11	0
11	Sotiris Vasiliou / Henry Frost	CYP	Boys	2.12.31	9	2

Country			Points
Austria		AUT	10
Bulgaria		BUL	0
Croatia		CRO	20
Cyprus		CYP	30
Georgia		GEO	0
Great Britain		GBR	0
Greece		GRE	6
Hungary		HUN	12
Latvia		LVA	0
Serbia		SRB	14



200m

RACE	18	
TIME	10:50	
CATEGORY	Girls-Heat A	K1

200m

[← Σειρά ←](#)

[← Συμμετοχές ←](#)

Number	Name(s)	Country Code	Category	Time	Position	Points
1	Petra Aračić	CRO	Girls	0.47.67	2	
2	Hanna Kohalmi	HUN	Girls	0.53.31	3	
3	Vomvolaki Sofia	GRE	Girls	0.53.88	4	
4	Jūlija Niedre	LAT	Girls	0.55.10	6	
5	Anastasia Hadjichristou	CYP	Girls	DNF		
7	Adriana Marina Christou	CYP	Girls	0.54.47	5	
8	Popovic Mila	SRB	Girls	0.55.44	7	
9	Erika Savova	BGR	Girls	0.47.08	1	
10	Elena Christodoulou	CYP	Girls	1.03.11	8	

* The first five progress to the final, the rest are eliminated



200m

RACE	19	
TIME	10:55	
CATEGORY	Girls-Heat B	K1

200m

[← Σειρά ←](#)

[← Συμμετοχές ←](#)

Number	Name(s)	Country Code	Category	Time	Position	Points
1	Alexandra Stavrou	CYP	Girls	57.56	6	
2	Karapanagiotidi Konstantina	GRE	Girls	52.89	4	
3	Iva Tonković	CRO	Girls	49.56	1	
4	Panayia Evagellou	CYP	Girls	51.18	2	
5	Kastanaki Andriana	GRE	Girls	57.10	5	
6	Miria Gregoriou	CYP	Girls	DNS		
7	Dorka Otvos	HUN	Girls	1.00.12	8	
8	Magdalena Zheleva	BUL	Girls	58.09	7	
9	StevanovicTeodora	SRB	Girls	DNF		
10	Ema Antunović	CRO	Girls	51.62	3	

* The first five progress to the final, the rest are eliminated



200m

RACE	20	
TIME	11:00	
CATEGORY	Boys - Heat.A	K1

200m

[← Σειρά ←](#)

[← Συμμετοχές ←](#)

Number	Name(s)	Country Code	Category	Time	Position	Points
1	Andreas Nikolaou	CYP	Boys	44.93	3	
2	Cvijanovic Luka	SRB	Boys	41.84	1	
3	Daniel Nagy	HUN	Boys	57.01	10	
4	Danilo Stankovits	CYP	Boys	43.26	2	
5	Fedor Kitaev	CYP	Boys	46.95	5	
6	Florian Petrenyi	HUN	Boys	49.53	8	
7	Fran Majstorović	CRO	Boys	45.59	4	
8	Gardonyl Kristof	AUT	Boys	48.48	6	
9	Gergo Illes	HUN	Boys	55.62	9	
10	Henry Frost	CYP	Boys	49.09	7	

* 1st and 2nd directly to FINAL

* 3rd, 4th and 5th to SEMI FINAL



200m

RACE	21	
TIME	11:05	
CATEGORY	Boys - Heat.B	K1

200m

[← Σειρά ←](#)

[← Συμμετοχές ←](#)

Number	Name(s)	Country Code	Category	Time	Position	Points
1	Iakovos Theodorou	CYP	Boys	50.87	7	
2	Kiapekos Ektoras	GRE	Boys	43.92	2	
3	Kissamitakis Efstatios	GRE	Boys	43.62	1	
4	Kyriakos Andreou	CYP	Boys	48.78	5	
5	Marton Szakal	HUN	Boys	44.23	3	
6	Micael Aggelos Panayi	CYP	Boys	46.61	4	
7	Mprokolakis Michalis	GRE	Boys	49.31	6	
8	Pamayiotis Tsotsos	CYP	Boys	52.16	8	
9	Themis Georgiou	CYP	Boys	55.33	9	
10	Panayiotis Tirimou	CYP	Boys	56.85	10	

* 1st and 2nd directly to FINAL

* 3rd, 4th and 5th to SEMI FINAL



200m

RACE	22	
TIME	11:10	
CATEGORY	Boys - Heat.C	K1

200m

[← Σειρά ←](#)

[← Συμμετοχές ←](#)

Number	Name(s)	Country Code	Category	Time	Position	Points
1	Petar Majstorović	CRO	Boys	42.55	2	
2	Radic Stefan	SRB	Boys	43.27	3	
3	Sofoklis Andronikou	CYP	Boys	52.58	10	
4	Sotiris Vasiliou	CYP	Boys	49.03	9	
5	Stadlbauer Benjamin	AUT	Boys	44.55	5	
6	Stepan Kozlov	CYP	Boys	46.18	7	
7	Antonis Kyriakou	CYP	Boys	41.59	1	
8	Tsiftsis Konstantinos	GRE	Boys	45.06	6	
9	Žanis Putniņš	LAT	Boys	43.88	4	
10	Zsolt Viszoczki	HUN	Boys	48.14	8	
11						

* 1st and 2nd directly to FINAL

* 3rd, 4th and 5th to SEMI FINAL



200m

RACE	23
TIME	11:20
CATEGORY	Junior Women & Senior Women

K1 FINAL
200m

[← Σειρά ←](#)
[← Συμμετοχές ←](#)

Number	Name(s)	Country Code	Category	Time	Position	Points
1	Melina Hadjicosti	CYP	Junior Women	57.69	5	10
2	Grigoraki Dafni	GRE	Junior Women	56.27	3	14
3	Yongchen Xu	CYP	Junior Women	1.03.61	6	8
4	Lili Kapusi	HUN	Junior Women	56.96	4	12
5	Ermioni Maria Kouride	CYP	Junior Women	54.47	2	16
6	Danae Kosma	CYP	Junior Women	1.08.06	7	6
7	Lili Macso	HUN	Junior Women	49.35	1	20
8	Kyriaki Konstantunidou	CYP	Senior Women	50.75	1	20
9	Kaminari Elefteria	GRE	Senior Women	52.13	3	14
10	Hanna Horvath	HUN	Senior Women	51.34	2	16
11						

Country		Country Code	Points	
			Junior	Senior
Austria		AUT	0	0
Bulgaria		BUL	0	0
Croatia		CRO	0	0
Cyprus		CYP	40	20
Georgia		GEO	0	0
Great Britain		GBR	0	0
Greece		GRE	14	14
Hungary		HUN	32	16
Latvia		LVA	0	0
Serbia		SRB	0	0



200m

RACE	24		
TIME	11:30		
CATEGORY	Junior Men	K1	FINAL

200m

[← Σειρά ←](#)

[← Συμμετοχές ←](#)

Number	Name(s)	Country Code	Category	Time	Position	Points
1	BRIEDL Tim	AUT	Junior Men	41.35	3	
2	Dominik Juhasz	HUN	Junior Men	40.23	1	
3	Litsas Petros Panayiotis	GRE	Junior Men	44.13	7	
4	Ehrenberger Jan	AUT	Junior Men	DNS		
5	Ioannou Christos	GRE	Junior Men	43.76	6	8
6	Granzan Andrej	SRB	Junior Men	44.90	9	2
7	Nakis Nikolaos	GRE	Junior Men	42.93	4	12
8	Till Hartmann	CYP	Junior Men	40.77	2	16
9						
10	Saveliy Frolikov	CYP	Junior Men	43.41	5	10
11	Vujcic Vuk	SRB	Junior Men	44.51	8	4

Country			Points
Austria		AUT	0
Bulgaria		BUL	0
Croatia		CRO	0
Cyprus		CYP	26
Georgia		GEO	0
Great Britain		GBR	0
Greece		GRE	20
Hungary		HUN	0
Latvia		LVA	0
Serbia		SRB	6



200m

RACE	25		
TIME	11:40		
CATEGORY	Senior Men	K1	FINAL

200m

[← Σελίδα ←](#)

[← Συμμετοχές ←](#)

Number	Name(s)	Country Code	Category	Time	Position	Points
1	Christoforos Constantinides	CYP	Senior Men	44.41	8	4
2	Odishelidze Nika	GEO	Senior Men	38.38	1	20
3	Andreas Diamandis	CYP	Senior Men	42.6	6	8
4	Aleksejs Masaitis	LAT	Senior Men	43.16	7	6
5	Stephan Kleanthous	CYP	Senior Men	39.04	2	16
6	Daniel Sirotin	CYP	Senior Men	41.05	5	10
7	Mitsou Panagiotis	GRE	Senior Men	45.7	9	2
8	Kavelashvili Badri	GEO	Senior Men	39.6	3	14
9	Bence David	CYP	Senior Men	46.48	10	0
10	Dvulyat Vlantyslav	GRE	Senior Men	40.33	4	12
11						

Country			Points
Austria		AUT	0
Bulgaria		BUL	0
Croatia		CRO	0
Cyprus		CYP	38
Georgia		GEO	34
Great Britain		GBR	0
Greece		GRE	14
Hungary		HUN	0
Latvia		LVA	0
Serbia		SRB	0



200m

RACE	26
TIME	11:45
CATEGORY	Junior Women

C1 FINAL
200m

[← Σειρά ←](#)
[← Συμμετοχές ←](#)

Number	Name(s)	Country Code	Category	Time	Position	Points
1	Xionidou Iulia	GRE	Girls	1.08.39	2	16
2	Isabella Keane	GBR	Girls	1.00.27	1	20
3	Hannah Grace Toovey	GBR	Junior Women	1.07.00	2	16
4	Veronica Tsitsi	CYP	Junior Women	DNS		
5	Fanni David	CYP	Senior Women	DNS		
6	Petriashvili Manana	GEO	Junior Women	56.09	1	20
7						
8						
9						
10						
11						

Country			Points
Austria		AUT	0
Bulgaria		BUL	0
Croatia		CRO	0
Cyprus		CYP	0
Georgia		GEO	20
Great Britain		GBR	36
Greece		GRE	16
Hungary		HUN	0
Latvia		LVA	0
Serbia		SRB	0



200m

RACE	27	
TIME	11:55	
CATEGORY	Boys - SEMI FINAL	K1

200m

[← Σειρά ←](#)

[← Συμμετοχές ←](#)

Number	Name(s)	Country Code	Category	Time	Position	Points
1	Kyriakos Andreou	CYP	Boys	1.08.46	9	
2	Stadlbauer Benjamin	AUT	Boys	45.40	2	
3	Fran Majstorović	CRO	Boys	44.24	1	
4	Micael Aggelos Panayi	CYP	Boys	50.19	7	
5	Marton Szakal	HUN	Boys	46.53	4	
6	Radic Stefan	SRB	Boys	45.92	3	
7	Žanis Putniņš	LAT	Boys	48.04	5	
8	Fedor Kitaev	CYP	Boys	49.39	6	
9	Andreas Nikolaou	CYP	Boys	51.17	8	
10						
11						



200m

RACE	28	
TIME	12:05	
CATEGORY	Girls - FINAL	K1 FINAL

[← Σελίδα ←](#)

[← ΣΥΜΜΕΤΟΧΕΣ ←](#)

200m

Number	Name(s)	Country Code	Category	Time	Position	Points
1	Kastanaki Andriana	GRE	Girls	58.63	9	2
2	Karapanagiotidi Konstantina	GRE	Girls	55.34	5	10
3	Vomvolaki Sofia	GRE	Girls	57.14	8	4
4	Iva Tonković	CRO	Girls	1.00.16	10	0
5	Erika Savova	BGR	Girls	48.10	1	20
6	Panayia Evagellou	CYP	Girls	52.71	4	12
7	Petra Aračić	CRO	Girls	50.02	2	16
8	Ema Antunović	CRO	Girls	51.46	3	14
9	Hanna Kohalmi	HUN	Girls	56.07	6	8
10	Adriana Marina Christou	CYP	Girls	56.52	7	6
11						

Country			Points
Austria		AUT	0
Bulgaria		BUL	0
Croatia		CRO	30
Cyprus		CYP	18
Georgia		GEO	0
Great Britain		GBR	0
Greece		GRE	16
Hungary		HUN	8
Latvia		LVA	0
Serbia		SRB	0



200m

RACE	29		
TIME	12:15		
CATEGORY	Senior Women & Junior Women	K2	FINAL

200m

[← Σελίδα ←](#)

[← Συμμετοχές ←](#)

Number	Name(s)	Country Code	Category	Time	Position	Points
1	Hanna Horvath - Lili Macso	HUN	Senior Women	48.91	1	20
2	Ermioni Maria Kouride / Panayia Evangelou	CYP	Junior Women	51.65	1	20
3	Vomvolaki Sofia / Grigoraki Dafni	GRE	Junior Women	53.79	2	16
4	Danae Kosma / Yochen Yu	CYP	Junior Women	1.08.43	4	12
5	Lili Kapusi - Dorka Otvos	HUN	Junior Women	55.68	3	14
6						
7						
8						
9						
10						
11						

Country	Points		
	Junior	Senior	
Austria	 AUT	0	0
Bulgaria	 BUL	0	0
Croatia	 CRO	0	0
Cyprus	 CYP	32	0
Georgia	 GEO	0	0
Great Britain	 GBR	0	0
Greece	 GRE	16	0
Hungary	 HUN	14	20
Latvia	 LVA	0	0
Serbia	 SRB	0	0



200m

RACE	30		
TIME	12:20		
CATEGORY	Senior Men	C1	FINAL

200m

[← Σειρά ←](#)
[← Συμμετοχές ←](#)

Number	Name(s)	Country Code	Category	Time	Position	Points
1	Dvulyat Vlantyslav	GRE	Senior Men	54.14	5	10
2	Staņislavs Leņčinskis	LAT	Senior Men	45.49	2	16
3	Stephanos Demopoulos	GRE	Senior Men	45.8	3	14
4	Ioannis Papaiakovou	CYP	Senior Men	1.01.99	7	6
5	Andreas Diamandis	CYP	Senior Men	58.23	6	8
6	Owen Miles Chisholm	GBR	Senior Men	53.51	4	12
7	Aleksandre Tsivtsivadze	GEO	Senior Men	44.38	1	20
8						
9						
10						
11						

Country			Points
Austria		AUT	0
Bulgaria		BUL	0
Croatia		CRO	0
Cyprus		CYP	14
Georgia		GEO	20
Great Britain		GBR	12
Greece		GRE	24
Hungary		HUN	0
Latvia		LVA	0
Serbia		SRB	0



200m

RACE	31
TIME	12:30
CATEGORY	Girls

K2
200m

[← Σειρά ←](#)
[← Συμμετοχές ←](#)

Number	Name(s)	Country Code	Category	Time	Position	Points
1	Lili Macso - Hanna Kohalmi	HUN	Girls	51.41	2	16
2	Vomvolaki Sofia / Karapanagiotide Konstantina	GRE	Girls	54.90	3	14
3	Popovic Mila/Stevanovic Teodora	SRB	Girls	57.54	5	10
4						
5	Petra Aračić / Ema Antunović	CRO	Girls	48.45	1	20
6	Adriana Marina Christou / Elena Christodoulou	CYP	Girls	1.08.86	6	8
7	Alexandra Stavou / Panayia Evagellou	CYP	Girls	55.45	4	12
8						
9	Anastasia Hadjichristou/Yonchen Yu	CYP	Girls	1.13.80	7	6
10						

Country	Points
Austria 	AUT 0
Bulgaria 	BUL 0
Croatia 	CRO 20
Cyprus 	CYP 26
Georgia 	GEO 0
Great Britain 	GBR 0
Greece 	GRE 14
Hungary 	HUN 16
Latvia 	LVA 0
Serbia 	SRB 10



200m

RACE	32	
TIME	12:40	
CATEGORY	Junior Men	C1

200m

[← Σειρά ←](#)

[← Συμμετοχές ←](#)

Number	Name(s)	Country Code	Category	Time	Position	Points
1	Marios Mosaikos	CYP	Boys	53.72	2	16
2	Malania Saba	GEO	Boys	49.12	1	20
3	Christos Pillouris	CYP	Boys	1.15.68	3	14
4	Martin Iliev	BUL	Junior Men	49.61	1	20
5	Oscar Jack Laws	GBR	Junior Men	56.10	2	16
6	Eftichios Iacovou	CYP	Junior Men	1.03.88	4	12
7	Velin Angelov	BUL	Junior Men	1.03.43	3	14
8						
9						
10						

Country			Points
Austria		AUT	0
Bulgaria		BUL	34
Croatia		CRO	0
Cyprus		CYP	42
Georgia		GEO	20
Great Britain		GBR	16
Greece		GRE	0
Hungary		HUN	0
Latvia		LVA	0
Serbia		SRB	0



200m

RACE	33	
TIME	12:50	
CATEGORY	Boys Final	K1 FINAL

[← Σειρά ←](#)

[← Συμμετοχές ←](#)

200m

Number	Name(s)	Country Code	Category	Time	Position	Points
1	Stadlbauer Benjamin	AUT	Boys	47.98	8	4
2	Petar Majstorović	CRO	Boys	43.91	4	12
3	Danilo Stankovits	CYP	Boys	43.57	3	14
4	Kissamitakis Efstatios	GRE	Boys	47.54	7	6
5	Cvijanovic Luka	SRB	Boys	41.09	2	16
6	Antonis Kyriakou	CYP	Boys	40.71	1	20
7	Kiapekos Ektoros	GRE	Boys	48.77	9	2
8	Fran Majstorović	CRO	Boys	44.82	5	10
9	Radic Stefan	SRB	Boys	47.18	6	8
10						
11						

Country			Points
Austria		AUT	4
Bulgaria		BUL	0
Croatia		CRO	22
Cyprus		CYP	34
Georgia		GEO	0
Great Britain		GBR	0
Greece		GRE	8
Hungary		HUN	0
Latvia		LVA	0
Serbia		SRB	24